



D. Marchiori

MPS31C

Civil Range Air Data Test Set

- Independent control of Altitude & Airspeed
- Fully RVSM compliant with 12 months recalibration period
- Integral pressure and vacuum pumps with 5000 hour warranty
 - Universal AC powered and internal 2 hour battery back-up
 - Optional multiple Ps & Pt ports with automatic line switching
 - Rugged flightline unit with wheels and stowable tow handle



MPS31C Precision Digital Air Data Test Set

SUPPLYING AIR DATA TEST SETS TO THE WORLD

DMA traces its origins back to 1938, mainly as a test equipment manufacturer to support European aviation requirements. Today DMA supply precision Air Data Test Sets and other aviation ground support equipment to aircraft manufacturers, repair stations and operators throughout the world.

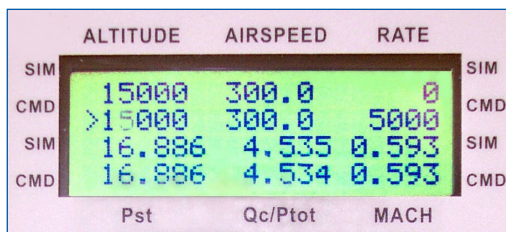
FLIGHT LINE TESTER FOR DEMANDING APPLICATIONS

The MPS31C is a two channel digital technology portable Air Data Test Set incorporating many standard features normally found on more expensive test instruments. The construction is both rugged and rainproof for demanding flight line use. The unit is housed in a single wheeled case with a stowable handle.

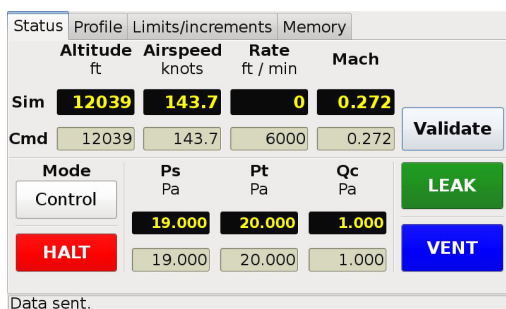


EASY INTUITIVE INTERFACE

Using logical key press routines the MPS31C is easy to use by both beginners and experts. Testing and trouble shooting can be performed via the built-in intuitively arranged colour-coded keypad and large 4 x 20 character back-lit display. For a remote location such as the flight-deck, three control options are available: the Hand Held Remote Control, the Touch Screen Remote Control or a wireless Bluetooth connected PDA. All the important air data functions are simultaneously displayed on all interfaces, constant screen or menu changes are not required. Readings of both commanded and measured test values are displayed.



Laboratory testing can also be performed by a PC connected via RS232 to the remote hand terminal connector. The comprehensive manuals include all the control instructions. ADWIN software is available as a ready-to-run PC based interface.



ACCURACY ACHIEVED BY THE END OF SELF TEST

A vibrating element absolute transducer is utilised for the static, altitude channel and a differential transducer for the Qc/Pt, airspeed channel. Pressure and temperature characterisation is applied to the sensors ensuring very high accuracy is achieved at all operating pressure values, without any significant warm-up time.

EXCLUSIVE 5000 HOUR PUMP LIFE WARRANTY

The MPS31C is a rugged flight line instrument designed for low maintenance. The low maintenance internal pressure and vacuum pumps run only on demand, extending the pump life and carrying a 5000 hours industry exclusive warranty (see specification for details), based on test set running hours.


AUTOMATED CALIBRATION

Calibration, performed by software, is fast and simple since no mechanical adjustments are required. Calibration factors are password protected for security. The resultant accuracy of the vibrating element sensors exceeds the RVSM industry requirements.

FLEXIBLE MULTIPLE LINE SWITCHING OPTION

The MPS31C standard 2 connectors for altitude and airspeed can optionally be changed to independently addressable ports configured to control up to 8 lines of isolation: 4 ports for static and 4 ports for pitot.

This multiple line switching permits fast and safe isolation of the lines to isolate leaking channels. Control is possible from any of the local or remote user interfaces. Combinations of line switching are also possible for numerous fault finding routines.



LOW POWER CONSUMPTION FOR HIGH RELIABILITY

Careful consideration during the design ensures low power consumption giving minimal internal temperature rise which consequently results in high reliability: typically 90 VA power consumption from the AC line.

INTERNAL BATTERY FOR SAFETY AND VERSATILITY

The MPS31C is equipped with internal rechargeable batteries which provide an emergency power supply able to give up to two hours of full operation. This battery power feature also ensures that operation away from available AC supplies causes no problems to the operator. For those occasions when the AC power fails during a test there is a complete and seamless transfer over to the battery power permitting testing to continue and safe shutdown with total control.

BUILT IN SAFETY LIMITS FOR UUT PROTECTION

The MPS31C is designed for maximum safety during testing. Key DMA design features protect both the test set and the systems under test. Negative Qc, a pressure condition of Ps greater than Pt, is prevented in both manual and automatic operation. In the unlikely situation where both AC and internal battery operation is not possible the Unit Under Test (UUT) is safely isolated and can be manually vented preventing instrument and test set damage.

Numerous preset factory or user programmed safe limits are provided to prevent damage to the UUT. These limits can be modified by the user either temporarily or permanently, with password protection if desired.



D. Marchiori



Optional Touch Screen Remote Control. Includes USB port for test program storage on USB memory

Optional Hand Terminal provides intuitive user interface with back-lit display and colour coded keypad



| Altitude | Airspeed | Rate | Mach |
|-----------|----------|----------|-------|
| ft | knots | ft / min | |
| Sim 12039 | 143.7 | 0 | 0.272 |
| Cmd 12039 | 143.7 | 6000 | 0.272 |
| Validate | | | |
| Mode | Ps | Pt | Qc |
| Control | Pa | Pa | Pa |
| HALT | 19.000 | 20.000 | 1.000 |
| | 19.000 | 20.000 | 1.000 |
| Data sent | | | |

Remote Control MPSRE CE

Universal power input with 28 VDC Option

Rugged splash proof case with wheels, stowable handle and removable lid

Low power consumption for high accuracy and reliability

Terminal connector and RS232 port

Vacuum supply for static adaptors

ARINC 429, IEEE 488 and Altitude encoder interfaces available as options

Optional multiple line switching. 2+2, 3+3 or 4+4 static and pitot

Local back-lit display and colour coded keypad for laboratory use

Internal 2 hour battery for safety and versatility

2 Channels of independent pressure control for Static and Pitot

A wide range of pitot-static adaptors and adaptor kits are available from DMA



MPS31C Standard Specifications



D. Marchiori

| | PARAMETER | | RANGE | | RESOLUTION | | ACCURACY [5] |
|--------------------------------|------------------------------|------------------------------------|-------------------|------------------|------------------------|------------------|---|
| | | | MEASURE | CONTROL | MEASURE | SETPOINT | |
| STATIC | Altitude (ft) | | -2,000→65,000 | -2,000→65,000 | 1 | 1 | ± 3 @ SL ± 5 @ 30,000 ± 20 @ 60,000 |
| | Vertical speed | Standard (ft/min) | 0→6,000 | 0→6,000 | 5 @ < 1,500 [2] | 1 | ± 10 ± 1% of setting |
| | | High rate [1] (ft/min) | 0→20,000 | 0→20,000 | | | |
| Static (inHg abs) (hPa abs) | | 1.7→32 56→1089 | 1.7→32 56→1089 | 0.001 0.01 | 0.001 0.01 | ± 0.003 ± 0.1 | |
| PITOT | Airspeed | Standard [3] (kts) | 10→700 [3] | 10→700 [3] | 1 @ < 50 0.1 @ > 50 | 0.1 | ± 0.5 @ 50 ± 0.1 @ > 500 |
| | | Ultra low speed function [4] (kts) | 5→200 | 5→200 | 0.1 @ > 20 | | ± 0.03 hPa |
| | Airspeed slew rate (kts/min) | | 0→500 | 0→500 | 10 | 10 | ± 10 ± 1% of setting |
| | Mach No. (mach) | | 0→6 | 0→6 | 0.001 | 0.001 | < ± 0.002 |
| | Pitot (Qc) | Standard (inHg diff) (hPa diff) | 0→30.8 0→1042 | 0→30.8 0→1042 | 0.0001 0.01 | 0.0001 0.01 | ± 0.003 ± 0.1 |
| | | Option I (inHg diff) (hPa diff) | 0→47 0→1592 | 0→47 0→1592 | | | ± 0.005 ± 0.17 |
| Engine Pressure Ratio (EPR) | | 1→2.5 @ SL | 1→2.5 @ SL | 0.001 | 0.001 | 0.001 | |

Notes: Control capability on all load volumes : Static: 0 to 2 L (125 cu. in.), Pitot: 0 to 1.3 L (80 cu. in.). Larger volumes acceptable

¹ High rate achievable into small system volumes

² 10 above 1,500 ft/min, 25 above 3,000 ft/min, 50 above 6,000 ft/min, 100 above 12,000 ft/min

³ Range increase to 830 kts with Option J0

⁴ Activated on request, below 200 kts

⁵ Total accuracy includes all metrological uncertainty contributions for the pressure measured. Metrological data has full traceability with International accredited Labs.

STANDARD TEST FUNCTIONS

- Pressure/vacuum generation
- Automatic leak check
- Controlled venting to ambient
- Altitude/airspeed input
- Static/dynamic(Qc)/total pressure input
- Altitude/airspeed rates input
- Mach Number input
- EPR generation
- TAS / IAS toggle, TAS temperature correction
- Altitude offset correction
- 30 user test programmed profiles of 26 steps each
- Ultra low speed (5 to 200 kts) for improved accuracy and stability
- Audible indication when approaching set point

DISPLAYED UNITS

Altitude: ft, m

Airspeed: kts, km/h, mph

Pressure: InHg, hPa, kPa, Pa, psi, mmHg

DISPLAY AND KEYPAD

Integral display and keypad in splash proof and shock protected front panel.

Back lit LCD displays all test parameters.

CALIBRATION

One year interval, performed using software.

PHYSICAL SPECIFICATIONS

Weight: 20 kg. (44 lbs.)

Dimensions: L 558 x W 356 x H 230 mm
(L 22 x W 14 x H 9 in.)

Connections: Quick release Hansen fittings.

ENVIRONMENTAL

Temperature range

Operating: -5°C to +50°C

Storage: -20°C to +70°C

Splashproof and shockproof.

CE compliant.

POWER SUPPLY

Universal power supply: 90-240 VAC; 50-400 Hz.
90 VA

2 hours operation internal rechargeable battery

WARRANTY

Unit: 2 Years

Pumps: 5000 running hours or 4 years,
whichever expires first

OPTIONS

A0 28 VDC Power supply: (18 to 30 VDC)

B5 ARINC429 monitoring interface

B4 IEEE488 GPIB control (RS232 is standard)

E Up to 4 + 4 multiple isolators (refer to DMA for option variations)

F2 ADWIN PC Control software (locked to S/N)

F4 ADWIN PC Control software (unlocked)

G0 Hand held remote control unit: 4 x 20 characters LCD with 15m extension cable

B7 Gray code altitude device read-out

J0 Extended range to 830 kts

– Custom Pitot/Static connections available

ASSOCIATED PRODUCTS

MPSRE Touch screen remote control

Pitot-static adaptors

Pressure indicators/transfer standards

Ongoing development results in specifications being subject to change without notice



D. Marchiori srl
Via Pontina km 43,856
04011 Aprilia (Lt)
Italy

Tel: +39 06 9282 733
+39 06 9270 3073
Fax: +39 06 9275 401

E-mail: marchiori@dma-aero.com
Web: www.dma-aero.com



The activities described on this data sheet are not certified by ACCREDIA
<http://www.dma-aero.com/eu/dmarchiori-dma-accreditation>

Representative